

Class 1 Carrot Wreath AM

Mary Annunziato

Class Date: Tuesday May 13, 2025 AM

Ability Level: Beginner

Material Fee: \$25

Class Length: 4 hours

Size of Project: 12" in diameter

Class Description: you will learn to fringe and twirl realistic wool carrot tops before twirling wool noodles to create the carrots. They will be attached to the 10" grapevine wreath. A tin bunny can be added (available for purchase).

Tools will be provided by the teacher.



Class 1 Sunflowers PM

Mary Annunziato

Class Date: Tuesday May 13, 2025 PM

Ability Level: Beginner

Material Fee: \$25

Class Length: 4 hours

Size: 16" tall

Class Description: Using the Oxford punch needle you create the center of the flower with $\frac{1}{4}$ " wool strips – then learn to cut and pull petals from a colorful selection of wool strips. To finish the back of the sunflower you'll use a template to cut sepals, sew, and stuff the back for a realistic style sunflower display.

Tools will be provided by the teacher.



Class 2 Zennie

Susan Baxter

Class Date: Tuesday May 13, 2025

Ability Level: Intermediate

Material Fee: \$80

Class Length: 8 hours

Size: 2.5" tall by 10.75" diameter

Class Description: Zennie starts with an overlaid double cross base worked off of a jig so that the weaver spends time weaving and not chasing spokes. The base uses color, spoke count, and a design element called "becoming" to create an irresistible base. The sides use 4-rod wale to increase platter strength and a turquoise accent band to liven things up. The wrapped core border utilizes double spokes and finishes off this hard-working platter. "This baby is so strong it just may be considered a weapon."

Tools: Jigs and tools will be made available for class use.



Class 3 Caned Stool

Sandy Bulgrin

Class Date: Tuesday May 13, 2025

Ability Level: All

Material Fee: \$85

Class Length: 8 hours

Size: 9" wide by 12" long by 12" tall

Class Description: A great addition to your home plus this is your chance to learn how to do the seven-step caning, on a footstool that is made for caning. The frame is finished in a light stain. Complete the footstool and learn enough to feel confident to tackle your own chair project. 12 caning pegs are included in the class. Please bring an awl.



Class 4 Rolling Waves

Bonnie Gale

Class Date: Tuesday May 13, 2025

Ability Level: All

Material Fee: \$95

Class Length: 8 hours

Size: 10" wide by 11" long by 5" tall

Class Description: Rolling Waves is a willow basket with a round base and sloping sides and features two opposite higher sides with a rope border. Hence, the basket appears to have a rolling waveform. The base is woven in pairing weave on a 3 by 3 slath. Double staking up is followed by waling, French randing siding, and top waling. The border is a rope border with two higher sides.

Tools: sharp pruning shears; a sharp knife; a bodkin or awl; a rapping iron or spoke weight; a spray bottle; a rigid 12-inch ruler or a folding carpenters rule; an old bath/beach towel to cover at least 5 feet in length.



Class 5 Carolina Oval Carrier

Dianne Stanton

Class Date: Tuesday May 13, 2025

Ability Level: All

Material Fee: \$68

Class Length: 8 hours

Size: 18" wide by 12" long by 15" tall (including the handle)

Class Description: Students will construct this traditional oval basket with a mixture of flat spokes and round and flat weavers. Techniques included will be: laying out a base, chase weaving on and even number of spokes, and bye-staking. The sides have alternate bands of flat and round weavers with a choice of natural or dyed bands. The basket is finished with a hardwood or leather handle, rattan rims, and lashing as well as a top rod secured with figure eight lashing. This is one of the sturdiest baskets you will ever make!

Tools Needed: Pencil, diagonal cutting pliers and scissors, awl, spray bottle, 10-12 clip clothespins, utility knife



Class 6 Stanislav Asymmetrical Basket

Jesica Clark

Class Date: Tuesday May 13 and May 14, 2025

Ability Level: All

Material Fee: \$45

Class Length: 16 (two full days)

Size: approximately 10" tall by 10" diameter

Class Description: Willow weavers of all experience levels will have fun making this interesting contemporary basket. Originally designed by Stanislav Dziubak, this basket form has been reworked, modified, and cherished by many weavers over the years. We begin with a reverse-paired round base, slype, and insert stakes, add in an upset 3-rod wale, build up height with a choice of "side weaves", then create the asymmetric look by weaving the stakes on themselves. The last couple of stakes tie on a branch handle to finish. Beginning weavers get a challenging introduction to willow weaving; experienced weavers can experiment with fun side weaves or modified forms.

Tools: Jesica will be bringing tools for everyone, please do not buy anything on this list just to bring to class. If you have these tools and want to use your own, feel free to bring them.

Bodkin, High quality, sharp pruners, Side cutters for trimming, Rapping iron, Basket weights, Measuring tape/ruler, Branch/driftwood for handle, Saw, Drill and drill bits



Class 7 Black Ash Needlebook

JoAnn Kelly Catsos

Class Date Tuesday May 13, 2025

Ability Level: Intermediate

Material Fee: \$65

Class Length: 7 hours

Size: 3.5" wide by 3.5" diameter

Class Description: With covers woven in a 2/2 twill pattern of precisely prepared black ash splint, this project was inspired by a poplarware needlebook made by the Shakers. Trimmed with thin leather, this book has an attractive inner cover. Three "pages" of felt hold all the needles that any quilter (or crafter will need). A bright satin ribbon accents the completed book. Assorted colors are available. Twill experience recommended.

Tools: A student tool box will be provided.



Class 8 Untouched

Marilyn Parr

Class Date: Wednesday May 14, 2025

Ability level: Intermediate

Material Fee: \$70

Class Length: 6 hours

Size: 11" tall with handle by 10" diameter

Class Description: A peaceful and calm-looking basket - Untouched. Woven on a round wood base and it has a split leather handle that is accented with flowers. The middle of the basket is woven with the Turkey Track design, a 4-step process that is repeated. It has a soft and layered wood embellishment that will be made by the student. Base with be weaver-ready for class.

Tools: Standard Basketry Tools



Class 9 Amish Star

Pamela Wilson

Class Date: Tuesday May 13, 2025

Ability Level: Advanced

Material Fee: \$60

Class Length: 8 hours

Size: 8" wide by 8" long by 1.5" tall by 25" circumference.

Class Description: Love twills? I do. This small basket packs a lot of punch and will keep you on your toes while weaving it. The base is woven flat on the table in royal blue, wine and Tangerine orange. As the sides come up, a small cathead will form on the base. The rim is sewn with waxed linen. Twill experience is a must.

Tools Needed: 2 small spoke weights, and usual basket tools including angle cutters, small packing tools, towel, small and regular sized clips, and a spray bottle.



Class 10 Three Little Trees

Mary Annunziato

Class Date: Wednesday May 14, 2025

Ability Level: Beginner

Material Fee: \$54

Class Length: 8 hours

Size: 14" tall

Class Description: learn to fringe and twirl wool strips to create the 3 little trees to display on the 8" wood slice. Nestle a small log cabin among your trees (available for purchase) to create a beautiful woodland display.

Tools: will be provided by the teacher.



Class 11 Rowan

Susan Baxter

Class Date: Wednesday May 14, 2025

Ability Level: Advanced


Material Fee: \$70

Class Length: 8 hours

Size: 3.7" tall by 9.5" diameter

Class Description: The base for Rowan is worked off of an overlaid double cross jig. Once the spokes are secured, the jig goes away and the weaving begins. When the base is complete, additional spokes are added in a "Love Knot" fashion right before the upset. The sides explode with color and interest when "Chicken Feet" are woven in. The border quickly morphs from a rolled border into a Gretchen border into a border that pushes color on one side and strength on the other side. "Love knots and chicken feet make this a must-have for the poultry lover in your family."

Tools: Standard Basketry Tools



Class 12 The Class Basket

Annie Brock

Class Date: Wednesday May 14, 2025

Ability Level: Beginner

Material Fee: \$60

Class Length: 8 hours

Size: 3" wide by 5" long by 3" tall

Class Description: This basket is made of painted paper woven over a mold. This basket is woven in an over-and-under pattern. This is a great basket to learn how to weave with paper. Students will be painting paper in class, and then we will be doing a random weave with that painted paper. Students will be required to bring two colors of craft paint of their choosing. All other supplies will be provided with the exception of scissors.

Tools: Paper Scissors



Class 13 Woven Glass Vase

Sandy Bulgrin

Class Date: Wednesday May 14, 2025

Ability Level: All Levels

Material Fee: \$50

Class Length: 6 hours

Size: 8" tall by 4" diameter

Class Description: Learn to weave over a glass vase to create a vase that can be used for fresh, dried, or silk flowers. Twine with smoked reed and woven with natural reed. Finished with a braided border.

Tools: Standard Basketry Tools



Class 14 Summer Days Melon

Bonnie Gale

Class Date: Wednesday May 14, 2025

Ability Level: All Levels

Material Fee: \$125

Class Length: 8 hours

Size: 9" wide by 12" long by 9" tall

Class Description: The Summer Days Melon basket is woven with unpeeled willow. Students will choose two instructor-prepared and dried hoops. The hoops are attached with God's Eye weaving. Ribs are added progressively into the weaving. This is a fun basket and shaping is on an individual basis for your own unique creation.

Tools: sharp pruning shears; a sharp knife; a bodkin or awl; a rapping iron or spoke weight; a spray bottle; a rigid 12 inch ruler or a folding carpenters rule; an old bath/beach towel to cover at least 5 feet in length.



Class 15 Diagonal Twill Plaiting

Dianne Stanton

Class Date: Wednesday May 14, 2025

Ability Level: Intermediate

Material Fee: \$68

Class Length: 7- 8 hours

Size: 5.25" tall by 7.5" diameter

Class Description: This class offers many interesting techniques that you can apply to your other baskets as well as unlocking the mystery of weaving diagonal plaited baskets. Using dyed and natural flat oval reed, students will weave the twill base of this square to round basket using a "loom". All the materials for this basket are contained in the base spokes. Once the corners are turned, the basket is woven in horizontal rows. When the weaving is complete, spokes will be turned and woven to produce a simple "locking" rim and then finished with a flat oval and lashed with waxed linen. This is an excellent class for the student who wishes to learn diagonal weaving or as a refresher for the student who has woven some previously.

Tools: Standard Basketry Tools



Class 16 Handles

Flo Hoppe

Class Date: Wednesday May 14, 2025

Ability Level: Intermediate to Advanced

Material Fee: \$28

Class Length: 6hours

Size: not applicable

Class description: There are many ways to decorate a handle and practicing on 12" diameter x 3/4" wide hoops is an excellent way to learn new wraps and to store them for future reference. Cane and flat/flat oval reed will be used to make the many variations of wraps.

Tools: Standard Basketry Tools



Class 17 Ash Bark Berry Picker

Jennifer Lee

Class Date: Wednesday May 14, 2025

Ability Level: All levels

Material Fee: \$120

Class Length: 6 hours

Size: 5" wide by 10" long by 7" tall

Class Description: The Mokok is a Native American basket style used in the Northeast Woodlands. It is rectangular on the bottom and oval on the top. Students will learn harvesting techniques, how to sew bark with spruce roots, how to bend and split the red willow to shape an inner and outer rim, and how to split roots and make various stitching patterns. All materials are harvested in the Northern Berkshire Mountains of Massachusetts.

Tools: Awl, scissors, knife, needle nose pliers, water bucket, towel, apron.



Class 18 Quadrafoil Medallion

JoAnn Kelly Catsos

Class Date: Wednesday May 14, 2025

Ability Level: Advanced

Material Fee: \$90

Class Length: 8 hours

Size: 6" diameter

Class Description: Weave this stunning piece of art with a finely prepared black ash splint. The focal point is the quadrafoil twill pattern, woven with brown heartwood stakes and whiter sapwood weavers. The medallion is completed with a sawtooth rim. This is a smaller version of the ornament JoAnn wove for the White House Blue Room Christmas tree in 1999. Due to the size of the material, patience, and quadrafoil experience are REQUIRED.

Tools: A student toolbox is provided.



Class 19 Traveling Handbag

Marilyn Parr

Class Date Wednesday May 14, 2025

Ability Level: Advanced

Material Fee: \$90

Class Length: 8 hours

Size: 10.5" wide by 14" long by 13.5" tall with handle

Class Description: The basket is woven on an oval wooden base and has a unique leather U-strap that you attach with wax linen. You will be doing a triple twill and shaping an open area that a weaver could fill in with a material of your choice or make a liner. The top of this basket is finished with a fancy loop and braid rim, which is a favorite of mine. The base will be weaver-ready for class.

Tools: Standard Basketry Tools



Class 20 Chair Cane Tote

Pam Wilson

Class Date: Wednesday May 14, 2025

Ability Level: Advanced

Material Fee: \$75

Class Length: 8 hours

Size: 9.5" wide at top by 11" long at top by 11" tall with handles

Class Description: Learn the challenging chair cane pattern done in 3-D! The basket begins by laying out the base flat on the table in a vertical and horizontal weave with natural spokes. Then the dyed diagonal weavers are added before upsetting the sides. On the sides, we will first weave in two parallel rows, then weave in the diagonals to lock the pattern in place. The handles are 18" leather. This basket is sure to stretch your weaving skills.

Tools: Standard Basketry Tools



Class 21 Utensil Caddy

Trisha Brown

Class Date: Wednesday May 14, 2025

Ability Level: All Levels

Material Fee: \$165

Class Length: 8 hours

Size: 6.5" wide by 9" long at top by 6" tall

Class Description: In this class, students will use cane staves and weavers and a cherry base, rim, and divide. They will learn how to do a simple Twill Pattern in the body of the basket. This basket can be used for outdoor entertaining, to hold napkins and cutlery, and also makes a great way to organize your remote controllers.

Tools: A student toolbox will be supplied.



Class 22 Winter Bouquet

Mary Annunziato

Class Date: Thursday May 15, 2025

Ability Level: Beginner

Material Fee: \$50

Class Length: 8 hours

Size: 18" tall

Class Description: learn to make pine boughs, pinecones, candy canes, magnolia leaves and a poinsettia from beautiful colors of wool to arrange in a wonderful tin bucket for this winter's season.

Tools: will be provided by the teacher.



Class 23 Orianna

Susan Baxter

Class Date: Thursday May 15, 2025

Ability Level: Intermediate

Material Fee: \$65

Class Length: 8 hours

Size: top width 10.25" by 8.25", bottom width 7.5" by 5.5" by 3" tall

Class Description: Orianna starts with a crossed cloverleaf base that showcases the adaptability of round reed. The sides provide a shaping challenge which will be discussed and vigorously worked with an emphasis on managing spoke gap. The rim begins with a 3-rod, behind 1 border followed by some interesting tracs that provide additional tactile and visual interest.

Tools: Standard Basketry Tools



Class 24 Painted Picture

Annie Brock

Class Date: Thursday May 15, 2025

Ability Level: Beginner

Material Fee: \$75

Class Length: 8 hours

Size: 5" wide by 7" long

Class Description: you will learn how to paint paper in this class and weave a twill pattern that has been premade, or one you have designed. When completed the finished product will have a mat and frame. Also, you will have the paper to make an additional one at home. There will be three patterns to choose from.

Tools: bring two colors of craft paint of your choosing and scissors.



Class 25 Ruth Fancy Handle Basket

Sandy Bulgrin

Class Date: Thursday May 15, 2025

Ability Level: All levels

Material Fee: \$48

Class Length: 8 hours

Size: 10" wide by 10" long by 8" tall

Class Description: This sturdy basket is the perfect place to put anything; magazines, yarn, or any other important things. This "filled bottom" basket is woven with a wood handle, natural and black dyed reed along with a decorative finished handle. Once this handle technique is learned it can be used on other handled baskets.

Tools: Standard Basketry Tools



Class 26 Austrian Delight

Bonnie Gale

Class Date: Thursday May 15, 2025

Ability Level: Advanced

Material Fee: \$145

Class Length: 8 hours

Size: 10" wide by 10" long by 8" tall

Class Description: The Austrian Delight is a most delightful willow basket! It is an advanced level willow basket and students should have made at least four previous willow baskets. An oval split stick base is staked up and followed by waling and French randing siding. The stakes then have two additional rods added to them that create a most unusual border which then travels down the outside of the basket and creates a woven foot on the basket. The addition of some contrasting rods adds to the delight of the basket. A wrapped handle completes the basket.

Tools: sharp pruning shears; a sharp knife; a bodkin or awl; a rapping iron or spoke weight; a spray bottle; a rigid 12 inch ruler or a folding carpenters rule; an old bath/beach towel to cover at least 5 feet in length.



Class 27 Diamond Tote

Dianne Stanton

Class Date: Thursday May 15, 2025

Ability Level: All Levels

Material Fee: \$60

Class Length: 8 hours

Size: 14" wide by 11" deep by 10" tall

Class Description: The basket is woven of natural and dyed flat reed and has a soft cloth or leather handle. You will learn how to weave a checker work base with dark and natural spokes, hand - shape your basket, weave colorful patterns with dyed reed, insert the handle and finish off the basket with sturdy rims and lashing. We will also discuss methods of dyeing and over dyeing reed.

Your finished basket will be a perfect basket for carrying books, storing your catalogs or holding a knitting project. The tote is an excellent basket for beginners and beyond!!

Tools needed: pencil, diagonal cutting pliers and scissors, awl, spray bottle, 10-12 clip clothespins, utility knife, hammer



Class 28 AM Ash Bark Mini Purse

Jennifer Lee

Class Date: Thursday May 15, 2025

Ability Level: All Levels

Material Fee: \$60

Class Length: 4 hours

Size: 3" wide by 5" long by 2.5" tall by 3" diameter

Class Description: This scored and folded one-piece bark basket is a worldwide Indigenous container still in use today. Prepare and split spruce roots to sew with, bend and split a red willow branch for the inner and outer rim, and try different stitching patterns. Each bark is unique. Braid a hemp cord strap. All materials are wild harvested by the teacher in the Northern Berkshire Mountains of Massachusetts, except the hemp cord.

Tools Needed: awl, scissors, knife, needle nose pliers, water bucket, towel, apron



Class 28 PM Ash Bark Trinket Box

Jennifer Lee

Class Date: Thursday May 15, 2025

Ability Level: All Levels

Material Fee: \$50

Class Length: 4 hours

Size: 3" wide by 5" long by 2.5" tall by 3" diameter

Class Description: The Mokok is a native American basket style used in the Northeast Woodlands. It is rectangular on the bottom and oval on the top. Students will learn harvesting techniques, how to sew bark with spruce roots, how to bend and split the red willow to shape an inner and outer rim, how to split roots and make various stitching patterns. All materials are harvested in the Northern Berkshire Mountains of Massachusetts. The collar is white pine bark turned inside out.

Tools needed. Awl, Scissors. knife, needle nose pliers, water bucket, apron



Class 29 Teleidoscope

JoAnn Kelly Catsos

Class Date: Thursday May 15, 2025

Ability Level: Intermediate

Material Fee: \$60

Class Length: 6 hours

Size: 8" long by 1" diameter

Class Description: this unique project begins with a teleidoscope (like a kaleidoscope but with no moving parts). Math and twill possibilities will be discussed. Using basketmaking techniques students will weave with precisely prepared black ash split (darker heartwood stakes and white sapwood weavers) and create their own one-of-a-kind teleidoscope.

Tools: A student toolbox is provided.



Class 30 Berry Purse

Linda Scherz

Class Date: Thursday May 15, 2025

Ability Level: Intermediate

Material Fee: \$75

Class Length: 7 hours

Size: 8/5" wide by 10" long by 8" tall

Class Description: This truly beautiful basket serves many purposes, from a cool and unique purse to a berry picking basket or a carry-all. It has a wood base, chase weave sides, a flat oval rim, and a custom leather adjustable strap made by Linda adds the finishing touch. Learn all the weaves that make up this basket and walk away with a one-of-a-kind, handmade piece of functional art!

Tools: Standard Basketry Tools



Class 31 Tapestry with Plant Fiber

Ralph Simpson

Class Date: Thursday May 15, 2025

Ability Level: All levels

Material Fee: \$100

Class Length: 6 hours

Size: 12" wide by 12" tall

Class Description: Plant fiber tapestries are woven over willow rods that are inserted into a 12 x 12-inch pine frame. This course allows for more creativity as students will choose which plant fibers they will use and in which order. Siberian iris, day lily, crocosmia, grasses, and various tree barks will be provided.

Techniques include installing the willow rods into the pre-drilled, prepared frame, flat weaving, twining, and other weaving techniques, such as cording and 3-rod wales if more texture is desired.

Tools: scissors, packing tool, awl, wide-eyed needle, and a light towel.



Class 32 Making Tracks Tote

Marilyn Parr

Class Date: Thursday May 15, 2025

Ability Level: Advanced


Material Fee: \$85

Class Length: 8 hours

Size: 6.5" wide by 13" long by 12.5" tall with handle

Class Description: a stunning tote using the colors black, turquoise, and pistachio. You will be using black and natural spokes along with a few rows of turkey track design, which is a 4-step process that is repeated. There is a double overlay on the rim which attaches a pair of beautiful leather handles, accented in the center with silver conchos. Base will be weaver-ready for class.

Tools: Standard Basketry Tools



Class 33 Counter-Point

Pam Wilson

Class Date: Thursday May 15, 2025

Ability Level: Advanced

Material Fee: \$65

Class Length: 8 hours

Size: 8.5" wide by 9" tall, 27" diameter

Class Description: This striking pattern packs a big wow. Using a double-slotted oak wooden base, we will first weave a simple inner basket of 3/8 FF reed. This becomes our mold for the outer basket. Dyed stakes will be inserted on the outside and the basket is continuously woven with 4 mm Hamburg cane. Twill experience is a must.

Tools: usual basket tools including angle cutters, small and larger packing tools, towel, clips, & spray bottle.



Class 34 Treats

Trisha Brown

Class Date: Thursday May 15, 2025

Ability Level: All levels

Material Fee: \$140

Class Length: 6 hours

Size: 5" tall by 7.5" diameter

Class Description: This functioning treat jar is woven over an airtight glass container using a maple base, solid rim, and cover. Learn this twill pattern while using dyed black staves. Choose from an assortment of acrylic knobs available at the time of class. Cat treats, dog treats, human treats!

Tools: A student toolbox will be provided.



Class 35 Venetia Too

Susan Baxter

Class Date: Friday May 16, 2025

Ability Level: Advanced

Material Fee: \$75

Class Length: 8 hours

Size: 4.5" tall by 8.75" diameter

Class Description: Venetia Too is a basket that uses traditional weaving techniques in different ways for a unique look. It starts with a 4" slotted acrylic bloom base and uses twining to secure the spokes. Chase weave with 4-rod wale and a twill weaver are worked up the side and topped by a 4-strand braid. The border combines a traditional core border with a crossover to add interest.

Tools: Standard Basketry Tools



Class 36 Trinket Tray

Annie Brock

Class Date: Friday May 16, 2025

Ability Level: Advanced

Material Fee: \$55

Class Length: 8 hours

Size: 3.75" wide by 4" long by 1" tall

Class Description: This basket is made of painted paper with a twilled bottom and twill sides. This is a great size for all of your trinkets and will be available to make in many colors. All supplies for this class will be provided with the exception of scissors.

Tools: paper scissors



Class 37 Double Wall Bowl

Sandy Bulgrin

Class Date: Friday May 16, 2025

Ability Level: All levels

Material Fee: \$68

Class Length: 6 hours

Size: 6.5" tall by 11" diameter

Class Description: This sturdy basket offers smoked spokes and dyed reed for the inside basket. The outer basket is woven with natural spokes and weavers with a dyed reed accent band. Perfect for fruit, chips, or popcorn. Students will have some color choices.

Tools: Standard Basketry Tools



Class 38 Sea Glass Basket

Bonnie Gale

Class Date: Friday May 16, 2025

Ability Level: Intermediate

Material Fee: \$110

Class Length: 6 hours

Size: 7" tall by 8" diameter

Class Description: The Sea Glass Basket has an unusual technique as the basket is started at the top and finished with the weaving of the base. A prepared top hoop (formed and dried) is provided to students. The stakes are scalloped and added to the top hoop. The siding is woven and then pairs of the top of the stakes are folded across the bottom of the basket. Then bottom weavers are roped and woven across the base to fill in. The basket is completed with a roped handle across the basket. It would be a lovely basket to use for collecting sea glass on the beach.

Tools: sharp pruning shears; a sharp knife; a bodkin or awl; a rapping iron or spoke weight; a spray bottle; a rigid 12 inch ruler or a folding carpenters rule; an old bath/beach towel to cover at least 5 feet in length.



Class 39 Herringbone Stripe Market Basket

Dianne Stanton

Class Date: Friday May 16, 2025

Ability Level: Intermediate

Material Fee: \$68

Class Length: 7 hours

Size: 9" wide by 15" long by 14" tall

Class Description: The splint-style market basket teaches interesting techniques using mostly one-size material. Students start by weaving a checker base and framing it with a row of twining. After several rows using natural reed, students can change to weaving with Japanese cane which makes a herringbone stripe. You will also learn a method of shaping without using a mold. The basket is completed with a wood or leather handle, flat-oval rims, and single lashing. A very useful and interesting basket!

Tools: pencil, diagonal cutting pliers and scissors, awl, spray bottle, 10-12 clip clothespins, utility knife.



Class 40 Japanese Leaf Scoop

Flo Hoppe

Class Date: Friday May 16, 2025

Ability Level: Intermediate - Advanced

Material Fee: \$45

Class Length: 6 hours

Size: Sizes vary - large Width 7" Length 11" Height 3"
small Width 5 1/2" Length 7 1/2" Height 2 1/2"

Class Description: The Japanese Leaf Scoop is used in Japan for serving pastries and condiments, or as a flower container. The weave is an o3/u3 twill and is held together at the back loop with a traditional Japanese embellishment - the interlocking V knot. Students will be able to make several scoops using natural and dyed flat oval reed (1/4" and 3/16th"). Cane is used for the lashing and interlocking V knot.

Tools: Standard Basketry Tools



Class 41 Ash Bark Purse

Jennifer Lee

Class Date: Friday May 16, 2025

Ability Level: All levels

Material Fee: \$100

Class Length: 6 hours

Size: 4" wide by 10" long by 10" tall by 4.5" diameter

Class Description: This scored and folded one-piece bark basket is a worldwide Indigenous container still in use today. Prepare and split a red willow branch for the inner and outer rim, and try different stitching patterns. Each bark is unique. Braid a hemp cord strap. All materials are wild harvested by the teacher in the Northern Berkshire Mountains of Massachusetts, except the hemp cord.

Tools: awl, Scissors, knife. Needle nose pliers, water bucket, towel and apron.



Class 42 Willow Keepsake Basket

Jesica Clark

Class Date Friday May 16, 2025 and Saturday May 17, 2025

Ability Level: Advanced

Material Fee: \$40

Class Length: 16 hours (two days)

Size: 7" wide by 10" long by 5" tall

Class Description: In this class, experienced willow weavers will tackle the challenge of squarework in this small lidded basket! Using a screwblock, we begin with a rectangular base, add stakes using the "German stake-up" technique, and weave sharp corners around corner posts. Students will focus on shaping, keeping squarework square, and weaving a border around corners. A lid woven to size will finish off the project, along with a leather closure if desired. Students should be very familiar with the basic weaves of willow (waling, randing, woven borders) as learning these weaves will not be the focus of this class.

Tools: Jesica will be bringing tools for everyone, please do not buy anything on this list just to bring to class. If you have these tools and want to use your own, feel free to bring them.

Bodkin, Rapping iron, Measuring tape/ruler, Fid, High quality, sharp pruners, Fixed-blade/locking blade knife for slype-cutting, Side cutters for trimming, Basket Weights, Screwblock, Leather, leatherworking tools, buckle



Class 43 Pack Basket – Sightseer and Baby

Linda Scherz

Class Date: Friday May 16, 2025 and Saturday May 17, 2025

Ability Level: All

Material Fee: \$160 for webbing straps, \$200 for leather

Class Length: 14 hours (two days)

Size:

Baby: 3" wide by 4" long by 6.5" tall not including harness

Sightseer: 8" wide by 11" long by 16" tall not including handle

Class Description: Weave two Adirondack Pack Baskets patterned from Traditional Packs made in and iconic to the Adirondack Mountains of NY. Sightseer is a utilitarian pack and Baby is a decorative pack. Students have a choice of webbing or leather harness, made by Linda. Many basic techniques are used to weave including plain weave, continuous weave, cutting and tucking, and lashing. The oak handle for Sightseer is custom-made for Linda. There is extra concentration on shaping while weaving this unique shape. Work with a draw knife and shave horse for the rims and skids.

Tools: Pencil, tape measure, spring type clothespins, heavy duty packing tool, diagonal cutters, Tupperware orange peeler I prefer for tucking spokes, cable ties



Class 44 Soft Rush Basket

Ralph Simpson

Class Date: Friday May 16, 2024

Ability Level: All levels

Material Fee: \$80


Class Length: 6 hours

Size: 6" tall and 5" diameter

Class Description: This basket starts with a 4 x 4 grid of soft rush spokes (*Juncus effusus*) and the weavers are a thinner soft rush and will be twined over the spokes. Embellishments of colored hemo or sari sild will be twined into the side of the basket and the rim will be braided.

Techniques including twining, 3 rod wale, cording, and shaping the basket as it increases then decreases in size. Students will learn to add spokes into the corners to increase the diameter of their basket. They will also learn to braid a rim.

Tools: scissors, packing tool, awl, wide-eyed needle and a light towel.



Class 45 Faded Blues Market Basket

Marilyn Parr

Class Date: Friday May 16, 2025

Ability Level: Advanced


Material Fee: \$100

Class Length: 8 hours

Size: 11" wide by 18" tall with handle

Class Description: The basket has a unique base that I designed so that it can be carried hugging your hip. The sides are woven with a dyed reed that gives that faded denim look. In the middle of the basket are "whirls" which are also woven in the faded denim look. Attached at the rim is a unique leather ½ split handle that was also designed to accent the base. The base will be weaver-ready for chaos.

Tools: Standard Basketry Tools



Class 46 Riding the Waves

Pamela Wilson

Class Date: Friday May 16, 2025

Ability Level: Advanced

Material Fee: \$65

Class Length: 8 hours

Size: 13" wide by 6.5" tall

Class Description: This cat-head basket features the Japanese wave weave done in natural and dyed 3 mm flat oval reed. The design gives the basket a distinct spiraling pattern. It begins with a 3/3 twill on the base and has several rows of twining with waxed linen to set up the cat head. The teacher will bring kits in red & blue. Usual basket tools including spoke weight.

Tools: Standard Basketry Tools



Class 47 Petite Pastries

Trisha Brown

Class Date: Friday May 16, 2025

Ability Level: All levels

Material Fee: \$160

Class Length: 6 hours

Size: 5.75" tall by 10.25" diameter

Class Description: an ideal presentation piece for everything from hors d'oeuvres, tea sandwiches, to cookies and confections. The 9" pastry tray features a woven pedestal using cherry and cane construction. Perfect for entertaining.

Tools: A student toolbox will be provided



Class 48 Leia

Susan Baxter

Class Date: Saturday May 17, 2025

Ability Level: Intermediate

Material Fee: \$60

Class Length: 6 hours

Size: 3" tall by 7.5" diameter

Class Description: Leia makes use of a 3D-printed jig that helps the weaver maintain proper spacing when creating a Star Base. 4-rod wale is then utilized to help secure and stiffen the base. 32 spokes are inserted when the sides are partially woven to create a footer. These spokes also ensure the border is elegant and colorful. The 4-rod wale continues up the sides with a Bargello design that plays upon the versatility of spoke count and weave. The star base jig is included in the price of the basket.

Tools: Standard Basketry Tools



Class 49 Stripey No Stiping

Annie Baxter

Class Date: Saturday May 17, 2025

Ability Level: Beginner

Material Fee: \$65

Class Length: 6 hours

Size: 3" wide by 5" long by 3" height

Class Description: This basket is made of painted paper woven over a mold. This basket is woven in an over-and-under pattern. This is a great basket to learn how to weave with paper. There are two different weaving patterns for this basket, which students will be able to pick between before beginning to weave. All supplies will be provided with the exception of scissors, and there will be many color options available.

Tools: Paper scissors



Class 50 Garden Hose

Sandy Bulgrin

Class Date: Saturday May 17, 2025

Ability Level: Beginner

Material Fee: \$38

Class Length: 4 hours

Size: 15" tall by 10" diameter

Class Description: Unique and Different, this fun spring and summertime basket is made with a garden hose that is coiled. This basket can be left outside with no worries about the elements. Fill with a potted plant and you have a fun, quick unique planter for your front step or deck. This basket has many other uses.... kid's pool toys, garden tools, dog toys and so much more.

Tools: Standard Basketry Tools



Class 51 Spanish Dreams

Bonnie Gale

Class Date: Saturday May 17, 2025

Ability Level: Intermediate

Material Fee: \$95

Class Length: 6 hours

Size: 4" tall by 9" diameter

Class Description: A lovely basket with Spanish willow techniques. A small round base is woven, followed by staking up in multiples of four rods. These stakes become the side weavers which are woven through back to the base to create a foot wale. Controlled and careful shaping of the sets of rods is essential.

Tools: sharp pruning shears; a sharp knife; a bodkin or awl; a rapping iron or spoke weight; a spray bottle; a rigid 12 inch ruler or a folding carpenters rule; an old bath/beach towel to cover at least 5 feet in length.



Class 52 Triangular Sweetgrass

Dianne Stanton

Class Date: Saturday May 17, 2025

Ability Level: All levels

Material Fee: \$60

Class Length: 7 hours

Size: 5.5" long by 2" tall

Class Description: A new and interesting way to start a coiled basket: a multi-directional base. Using waxed linen, you will create a base with fragrant sweetgrass as the foundation. Students will learn how to add foundation and stitching mats as well as, shaping and adjusting stitches for the size of your basket. The finished basket can be decorated with a row of beads (optional) or a special bead from a piece of jewelry.

Tools: tapestry needle, small beads (optional), clips, scissors, awl



Class 53 Bird's Nest Basket

Ralph Simpson

Class Date: Saturday May 17, 2025

Ability Level: All levels

Material Fee: \$80

Class Length: 6 hours

Size: 8" tall by 5" diameter

Class Description: This basket is created using round reed as spokes and twining soft rush over the spokes. The whole basket is twined. Cording will also be taught as an embellishment for the bird's nest. The cording may be done with a lighter fiber such as Day Lily or Siberian Iris. If desired the student may attach a string (provided) to hand the nest either inside or out.

Tools: Standard Basketry Tools



Class 54 TP Tower

Marilyn Parr

Class Date: Saturday May 17, 2025

Ability Level: Intermediate

Material Fee: \$65

Class Length: 6 hours

Size: 22" tall with handle by 8" diameter

Class Description: this was designed to store extra rolls of toilet paper in an elegant manner, but not take up too much room on the floor. It begins on a 6" round wood base and is accented with a split leather handle, color or whirls. This is a great way to work on practicing going straight up and pulling in. Base will be weaver-ready and optional color choices available in class.

Tools: Standard Basketry Tools



Class 55 Treasure

Pam Wilson

Class Date: Saturday May 17, 2025

Ability Level: Intermediate

Material Fee: \$70

Class Length: 8 hours

Size: 9" wide by 11" long by 6.5" tall by 32" circumference

Class Description: Starting with a 5" x 8" wooden base, students will insert flat reed spokes according to a template given by the instructor. Students will do three rod-wale around the base in natural and dyed round reed. Step-ups will be reviewed. A chain stitch in 2 colors of round reed adds interest. Part of the sides are done in French randing, using dyed flat oval and natural colored round reed. The upper section of the basket has an interesting weave in 2 sizes of flat oval, similar to the Japanese wave weave, and this technique will be demonstrated. Rim has an optional overlay and standard lashing. Students should be proficient in three rod-wale. The instructor will bring kits in several colors.

Tools: Standard Basketry Tools



Class 56 Folded Wall Pouch

Tina Pearsall

Class Date: Saturday May 17, 2025

Ability Level: All levels

Material Fee: \$40

Class Length: 4 hours

Size: 15" wide by 3.5" pocket depth by 14" tall

Class Description: this is an easy, beginner basket. It is a nice basket for displaying seasonal flower bouquets throughout the year. A few accent color choices will be available.

Tools: Standard Basketry Tools



Class 57 Nantucket Canister

Trisha Brown

Class Date: Saturday May 17, 2025

Ability Level: All levels

Material Fee: \$105

Class Length: 6 hours

Size: 7" tall by 6" diameter

Class Description: multi-use acrylic canister with cherry base, rim and staves. Learn how to add a pattern as you weave. Can be used as an ice bucket, utensil holder, vase or anything else you can think of.

Tools: a student toolbox will be provided

